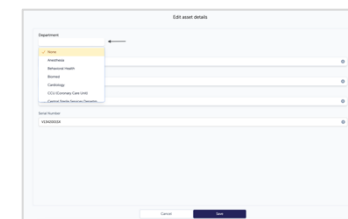
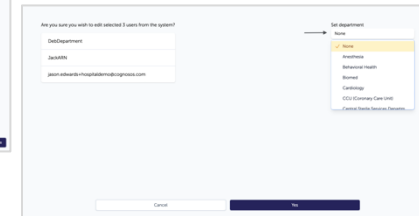
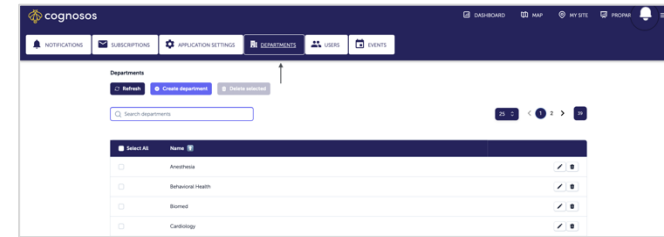


How to Set Up Departments:

- 1 Go to Departments page under System Management. Select Create Department. Name and save new department.
- 2 Edit user to assign a department. You can assign one user at a time or bulk assign users. (One department per user.)
- 3 Edit assets in My Site and assign assets to department (one department per asset).



Need Assistance? Check out the Cognos Luminate Healthcare Knowledge Base or contact us at support@cognos.com.