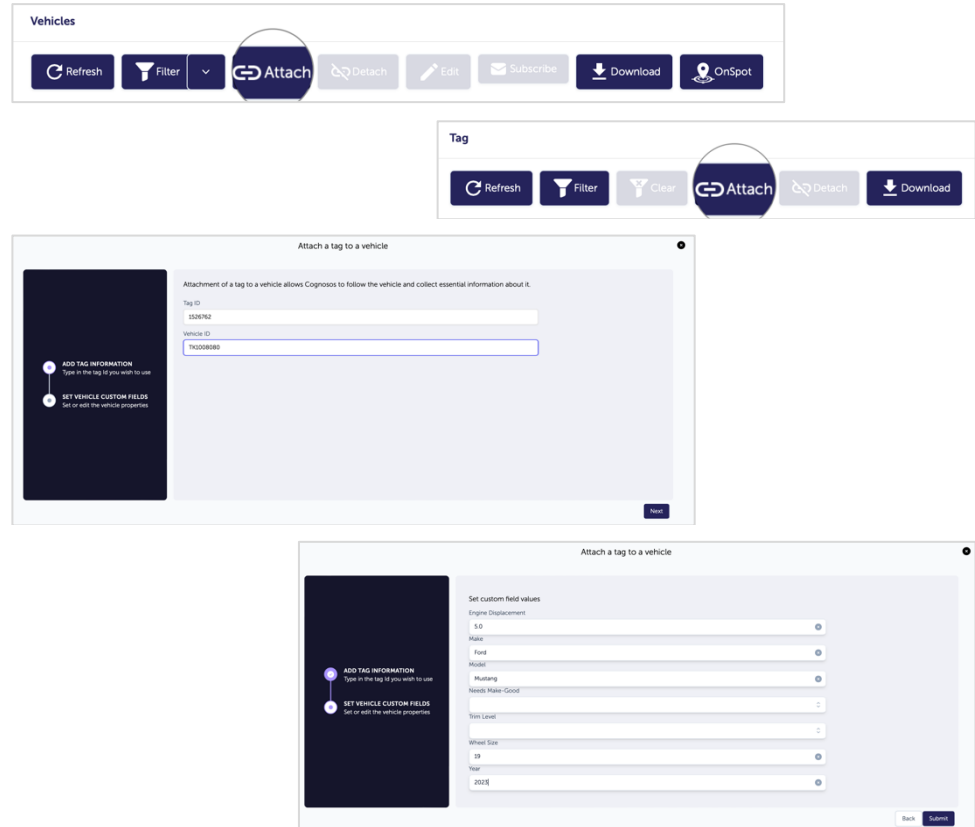


How to attach a tag to a vehicle:

- 1** Go to Vehicles or Tags page in My Lot. Select Attach button from either page. (You may do this with or without selecting a specific asset or tag first.)
- 2** Input the vehicle and/or tag ID in the Tag Attachment window (vehicle or tag ID field may auto-populate depending on Step 1). Select Next.
- 3** Set the custom properties for the vehicle. Vehicle details ensure that assets can be easily searched for using a variety of data and identifying information. Click Submit.



The image displays three screenshots from the Cognosos web application. The first screenshot shows the 'Vehicles' and 'Tag' tabs at the top of the interface, with the 'Attach' button highlighted in a blue circle. The second screenshot shows the 'Attach a tag to a vehicle' window, which includes a sidebar with 'ADD TAG INFORMATION' and 'SET VEHICLE CUSTOM FIELDS' options, and a main area with 'Tag ID' and 'Vehicle ID' input fields. The third screenshot shows the 'Set custom field values' section, which includes dropdown menus for 'Engine Displacement', 'Make', 'Model', 'Mustang', 'Nada Make/Good', 'Wax Level', 'Wheel Size', 'Year', and '2028'.

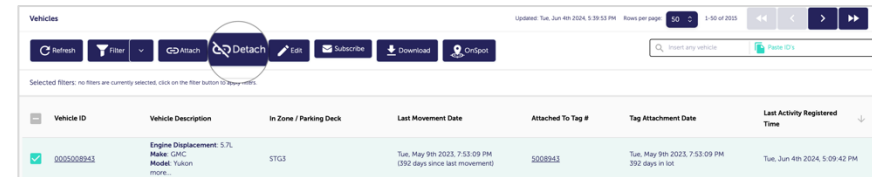
Need Assistance? Check out the Logistics section of the Knowledge Base or contact us at support@cognosos.com.

How to detach a tag from a vehicle:

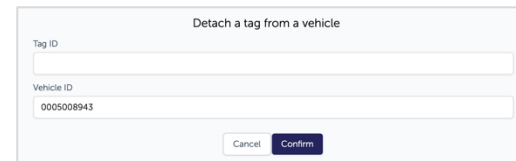
- 1 Go to Vehicles or Tags in My Lot. Locate and select vehicle or tag and choose Detach (you must make a selection first on either page).

- 2 If initiated from Vehicles page, the Vehicle ID is populated; if from Tags, the Tag ID is populated. Click Confirm to continue.

- 3 You may also perform attach/detach in a single step with the Replace Tag option in Vehicle Details.



Vehicle ID	Vehicle Description	In Zone / Parking Deck	Last Movement Date	Attached To Tag #	Tag Attachment Date	Last Activity Registered Time
0005008943	Engine Displacement: 5.7L Make: GMC Model: Yukon more...	STG3	Tue, May 9th 2023, 7:53:09 PM (392 days since last movement)	5008943	Tue, May 9th 2023, 7:53:09 PM 392 days in lot	Tue, Jun 4th 2024, 5:09:42 PM



Detach a tag from a vehicle

Tag ID:

Vehicle ID:

Tag status changes to Not Attached, removing the association between tag and vehicle. Vehicle is no longer trackable until a new tag is attached.



Need Assistance? Check out the Logistics section of the Knowledge Base or contact us at support@cognosos.com.